

**Main Characteristics**

The investment objective of the Synergie High Yield sub-fund is to provide investors with a total return, taking into account both capital and income returns, which reflects the return of the ICE BofA Merrill Lynch Global High Yield CHF Hedged Index. In order to achieve this investment objective and due to the large diversification of the benchmark index, the investment policy of the Fund is based on a rigorous sampling approach, aimed to closely align the principal portfolio risk factors with those of the benchmark. The global control of portfolio risk is achieved using quantitative process centered on a spread maximization procedure that takes into account multiple constraints derived from the benchmark risk profile.

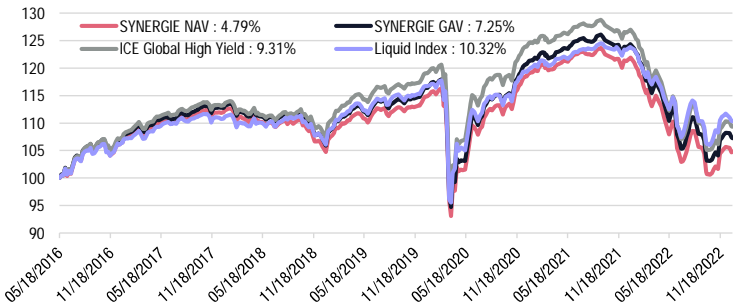
NAV as of 31.12.2022	CHF 104.78
Total fund assets	CHF 41'706'173
Investor category	Fund reserved to qualified Investors according to article 10 al. 3, 3bis and 3ter CISA
Domicile	Switzerland
Base currency	CHF
Reference index	ICE ML Global High Yield CHF Hedged Index (HWO0)
Launch date	18th of May 2016
Liquidity	Daily
Investment manager	DYNAGEST by ONE, ONE Swiss Bank, Geneva
Custodian Bank / Fund Management Company	Lombard Odier / Lombard Odier Asset Management SA
Estimated T.E.R	0.33 %
Including management fees	0.20%
Bloomberg Code	SYOMHYC SW

**Performance in CHF as of 31.12.2022**

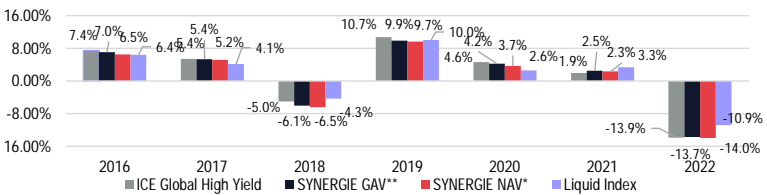
		- 1 Month	- 3 Months	YTD	- 1 Year	From 05/18/2016
<b>SYNERGIE NAV*</b>	non-annualized annualized	-0.47%	4.04%	-14.02%	-14.02%	4.79%
<b>SYNERGIE GAV**</b>	non-annualized annualized	-0.57%	3.98%	-13.73%	-13.73%	7.25%
<b>ICE Global High Yield</b>	non-annualized annualized	-0.49%	4.02%	-13.90%	-13.90%	9.31%
<b>Liquid Index</b>	non-annualized annualized	-0.97%	3.90%	-10.88%	-10.88%	10.32%
						1.49%

\* Initial subscription in kind. Cost of this initial rebalancing estimated to 0.32% (May: 0.19%; June: 0.13%).  
\*\* Gross Asset Value: Performance without the fees and the cost of the initial rebalancing. Bonds valued with the ML prices.

**Standardized NAV Evolution on Weekly Basis**



**Annual Performances**



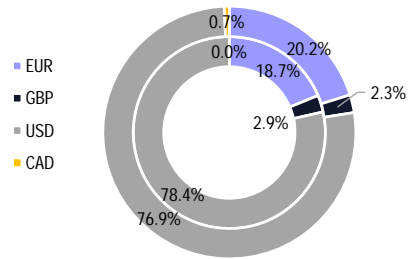
**Portfolio's Metrics**

YTM	9.4%
YTM CHF hedged	6.2%
YTW	9.3%
Zero Swap Spread	586
Average rating	B+
Number of issues	554
Number of issuers	439
Number of countries	40
Portfolio's volatility	7.0%

This document is for information purposes only and shall not be construed as an offer, invitation or solicitation to enter in any particular transaction or investment strategy. The information contained herein is based on sources believed to be reliable, but no assurance can be given that such information is current, accurate or complete. Past performance is not necessarily a guide to ongoing or future returns. The performance data indicated above do not take account of the commissions and costs incurred on the issue and redemption of the Fund's units. This document is not dedicated to and has not to be distributed to private customers. The management regulations, the prospectus and the annual reports can be obtained free of charge with Lombard Odier Asset Management (Switzerland) SA, Fund Management Company, Avenue des Morgines 2, 1213 Petit-Lancy, Switzerland, and with Bank Lombard Odier & Co Ltd, Fund's Custodian Bank, rue de la Corratierie

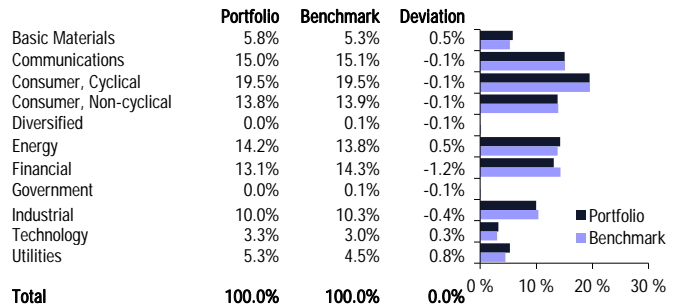
**Portfolio Structure as of 31.12.2022**

**Bonds Allocation by Currency**

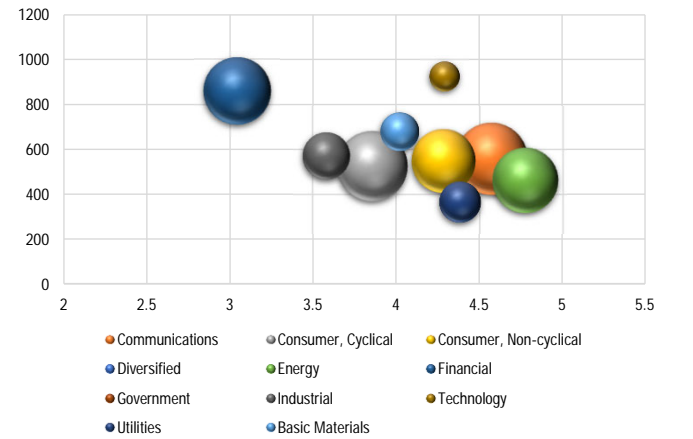


Portfolio : internal circle  
Benchmark : external circle

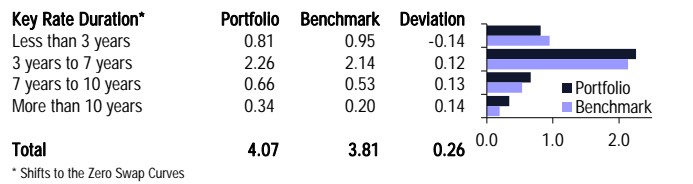
**Bonds Allocation by Sector**



**DTS Contribution (bubble's size) vs Zero Swap Spread vs Duration**



**Sensitivity to Interest Rate Variation (KRD and Modified Duration)**



\* Shifts to the Zero Swap Curves