

**Main Characteristics**

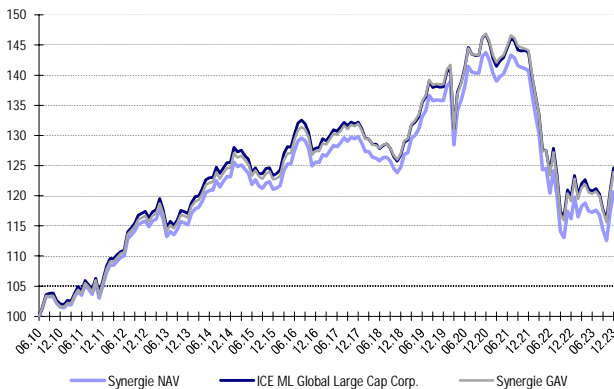
This 'SYNERGIE' subfund is invested in corporate bonds. Public sector borrowers are restricted to 10% of the portfolio. All holdings are investment grade (BBB- or higher) selected on the basis of a composite rating established using the same criteria as the benchmark ICE Merrill Lynch Global Large Cap Corporate Index. Companies deriving over 5 % of their revenue from weapons, gambling, nuclear energy, coal, tobacco or genetic engineering of crops (GMO) are excluded from investment. Portfolio management uses an index tracking approach based on optimised sampling. Currency risk is systematically hedged against CHF.

Net Asset Value as of 12/31/2023	CHF 123.84
Total fund assets	CHF 95'192'498
Category	Fund reserved to qualified investors according to article 10 al. 3, 3bis and 3ter CISA
Domicile	Switzerland
Base currency	CHF
Reference index	ICE Merrill Lynch Global Large Cap Corporate Index (GOLC)
Launch date	June 30th 2010
Liquidity	Daily
Investment manager	DYNAGEST by ONE, One Swiss Bank - Geneva
Management company	Lombard Odier Asset Management (Switzerland) SA
Custodian bank	Bank Lombard Odier & Co SA
Estimated T.E.R (Including Management Fees)	0.20 %
Management Fees	0.15 %
Bloomberg code	SYOMXCC SW

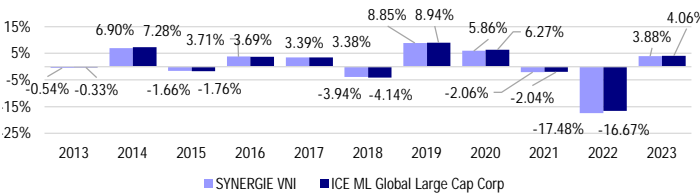
**Performance in CHF as of 12/31/2023**

		1 month	YTD	3 years	5 years	since 30.06.10
<b>SYNERGIE NAV</b>	non-annualized	<b>2.97%</b>	<b>3.88%</b>	<b>-15.71%</b>	<b>-3.25%</b>	<b>20.68%</b>
	annualized			-5.53%	-0.66%	1.40%
<b>SYNERGIE GAV</b>	non-annualized	<b>2.98%</b>	<b>4.07%</b>	<b>-15.26%</b>	<b>-2.37%</b>	<b>23.97%</b>
	annualized			-5.36%	-0.48%	1.60%
<b>ICE ML Global Corp</b>	non-annualized	<b>3.19%</b>	<b>4.06%</b>	<b>-14.77%</b>	<b>-1.66%</b>	<b>24.64%</b>
	annualized			-5.18%	-0.33%	1.64%

**Standardized Graphical Evolution**



**Annual Performances**

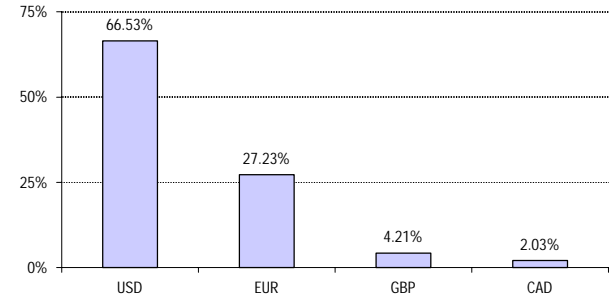


**Portfolio Statistics, since Inception (06/30/2010)**

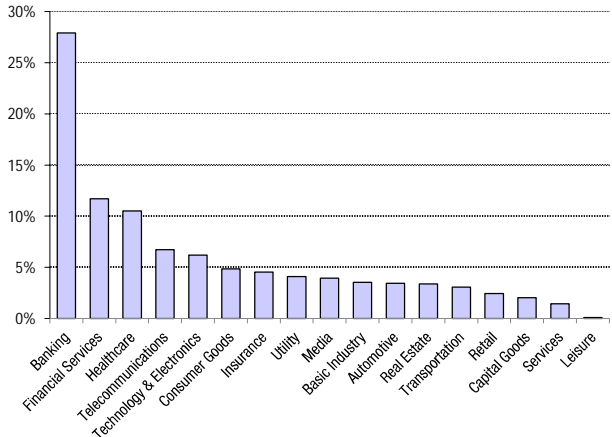
	Volatility	Sharpe ratio	YTM	Tracking error	Number of issues
<b>VNI SYNERGIE</b>	5.33%	0.36	5.01%	0.42%	755
ICE ML Global Corp	5.33%	0.40	4.67%		13,104

**Portfolio Structure as of 12/31/2023**

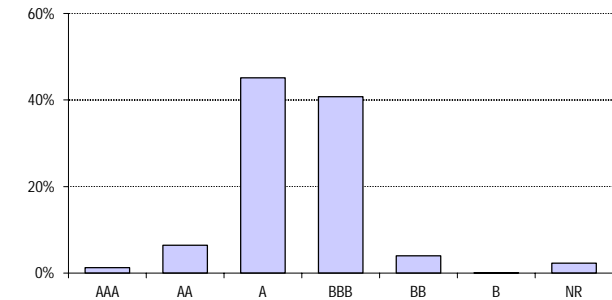
**Currency Allocation**



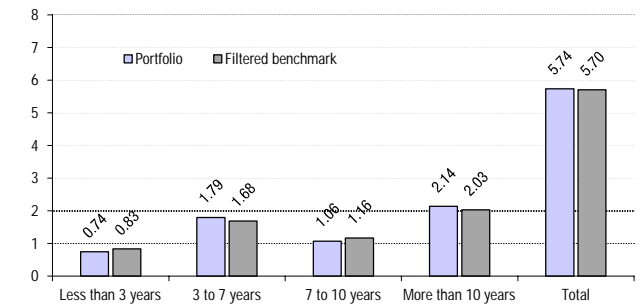
**Sector Allocation**



**Rating Allocation (composite)**



**Sensitivity to Interest Rate Variation (Key Rate Duration and Modified Duration)**



This document is for information purposes only and shall not be construed as an offer, invitation or solicitation to enter in any particular transaction or investment strategy. The information contained herein is based on sources believed to be reliable, but no assurance can be given that such information is current, accurate or complete. Past performance is not necessarily a guide to ongoing or future returns. The performance data indicated above do not take account of the commissions and costs incurred on the issue and redemption of the Fund's units. This document is not dedicated to and has not to be distributed to private customers. The management regulations, the prospectus and the annual reports can be obtained free of charge with Lombard Odier Asset Management (Switzerland) SA, Fund Management Company, Avenue des Morgins 2, 1213 Pelt-Lancy, Switzerland, and with Bank Lombard Odier & Co Ltd, Fund's Custodian Bank, rue de la Coraletta 11, 1204 Geneva.